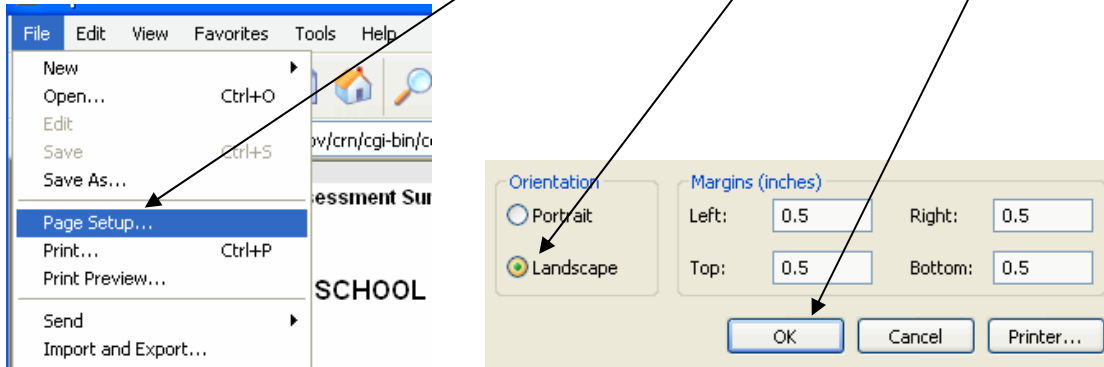


Printing nySTART Reports

The **nySTART Assessment Interactive Reports** come up on your screen in HTML format. The following instructions will address different printing capabilities.

At the top of Internet Explorer, go to “File” to “Page Setup”.

Change to “Landscape”, and click “OK”.



Now, right-click anywhere on the nySTART Report and you will get this menu.

Central School District
[Home](#) | [Schools](#) | [Subgroups](#)

Review the notes below the chart for additional information.

Grade Performance

Level 2 and Above | Level 2 and Above

Grade	Percentage
All Grades	83%
Grade 3	92%
Grade 4	76%
Grade 5	84%
Grade 6	86%
Grade 7	84%
Grade 8	74%

Performance Levels

Level	Percentage
Level 1	100%
Level 2	100%
Level 3	100%
Level 4	100%

Summary Reports

Assessment Information is also available for your District in a two page pdf document suitable for distribution and record keeping.

[View District Summary Report for 2006 - 07 NYSTP Mathematics](#)


Right-click context menu options:

- Back
- Forward
- Save Background As...
- Set as Background
- Copy Background
- Set as Desktop Item...
- Select All
- Paste
- Create Shortcut
- Add to Favorites...
- View Source
- Encoding
- Print
- Refresh
- Convert to Adobe PDF
- Convert to existing PDF
- Export to Microsoft Excel
- Properties

From here, you can simply click on “Print” to get a landscape printout of the whole page.

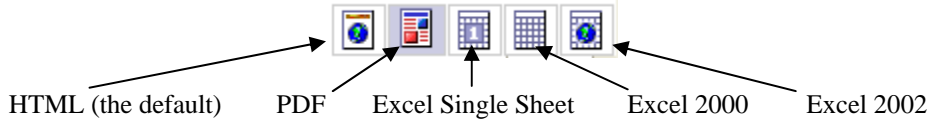
Another choice is to click on “Convert to Adobe PDF” (you must have Adobe Acrobat Professional). (Note: “Export to Microsoft Excel” did not work.)

The **nySTART Assessment Summary Reports** come up on your screen in Adobe Acrobat PDF. You can use the “Save” or “Print” icons on the Adobe Acrobat toolbar.



The **nySTART Verification Reports** come up on your screen in HTML format. You can right-click anywhere on the report and get the menu to choose “Print” or “Convert to PDF” (as before).

However, when these Verification Reports come up on your screen, you have some icons on the upper right that you can use to select a different format.



The PDF format will open in separate window in Adobe Acrobat. Any of the Excel versions will also open in a separate window (they all look the same).

I think that the PDF version is the nicest looking version.

Report Viewer - District Assessment Summary Report - 02

Save a Copy | Print | Search | Select | 102% | Comment & Markup | Sign | Forms

This document contains interactive form fields. | Highlight

MAIN CENTRAL SCHOOL DISTRICT ASSESSMENT SUMMARY REPORT
142101040000

School Year 2006-07 Report Run on August 8, 2007 11:13 EST
 Assessment Social5 November 15, 2006 - November 21, 2006
 NYSTP Social Studies Social8 June 5, 2007 - June 11, 2007

	Grade 5 Social Studies							Grade 8 Social Studies						
	Not Tested	Tested	Level 1	Level 2	Level 3	Level 4	Mean Score	Not Tested	Tested	Level 1	Level 2	Level 3	Level 4	Mean Score
District	3	103	3	6	60	34	79	2	138	1	34	73	30	72
			3%	6%	58%	33%				1%	25%	53%	22%	
Other Placements														
HOMEBOUND									1	1				33
														100%
OUT OF DISTRICT	2	1	1				39	1	2	1	1			67
														50%
														50%
Schools in District														
PRIMARY SCHOOL	1	102	2	6	60	34	79							
			2%	6%	59%	33%								
MIDDLE SCHOOL								1	135	33	72	30	72	
										24%	53%	22%		